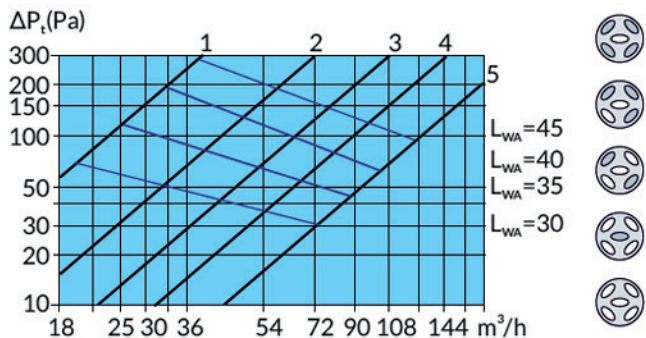
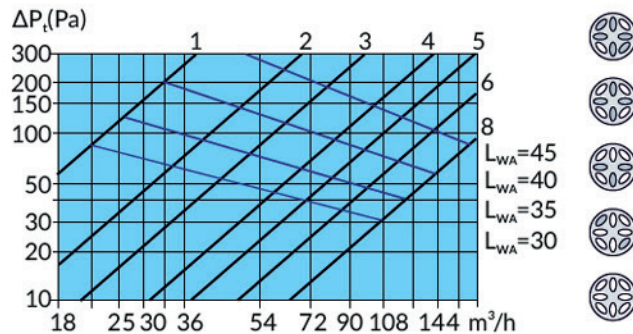


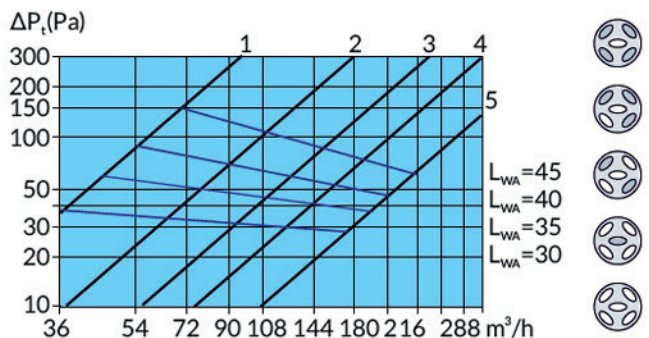
### SAVD DIN 100 RP



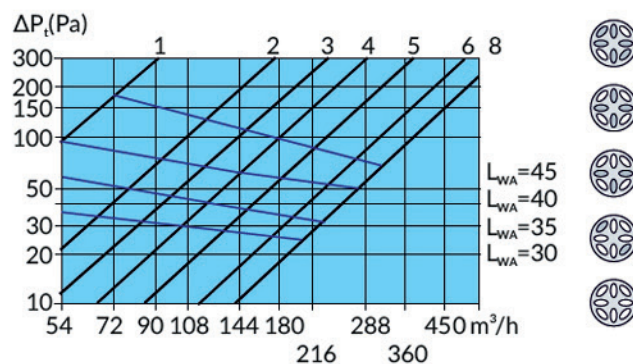
### SAVD DIN 125 RP



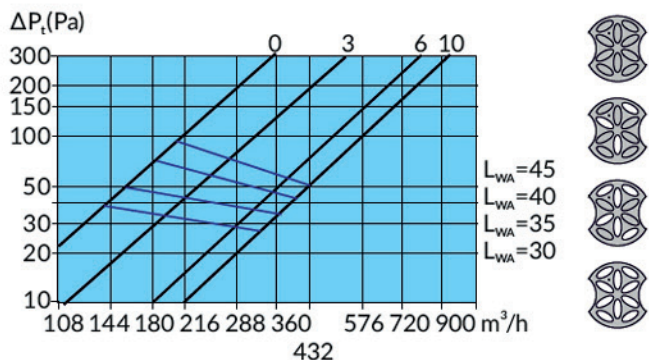
### SAVD DIN 160 RP



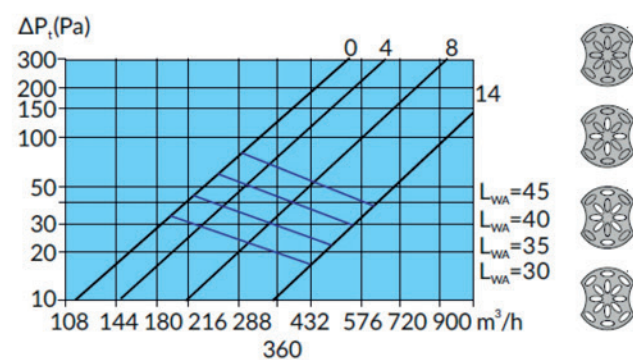
### SAVD DIN 200 RP



### SAVD DIN 250 RP



### SAVD DIN 315 RP



$q_v$	luchtvolume	(m <sup>3</sup> /h)
$\Delta p_t$	totaal drukverlies	(Pa)
$L_{p10A}$	geluidsdruk-niveau met 4 dB kamer demping (10 m <sup>2</sup> sab)	[dB(A)]

Symbolen in de grafiek tonen het aantal openingen.   
De lijnen in het diagram zijn voorzien van een cijfer dat het aantal openingen aangeeft.